

-

14.01.08. –

«

»

:

,

:

—

,

,

«

»

,

—

,

,

«

»

. . .

,

:

«

. . .

»

«\_\_\_» \_\_\_\_\_ 2017 . «\_\_\_»

,

208.102.02,

«

»

, : 620028, . , . 3.

. . .

, . .

, . 17,

, : 620028 .

www.usma.ru,

:

[vak3.ed.gov.ru](http://vak3.ed.gov.ru)

«\_\_\_» \_\_\_\_\_ 2017 .

. . . ,

**A a oc**

, ,

( . ., 2014; . ., 2014; . ., 2011) ,

,

(Cornelio-Nieto J.O., 2007; Liu L., 2014; Stratton R.J., 2004) ,

,

,

(Bhutta Z.A., 2008; Cornelio-Nieto J.O., 2007; Liu L., 2014; Gluckman P.D, 2011; Kar B., 2008) :

,

,

,

,

(Sermet-Gaelus I., 2000; . .,2015).

1.

2.

3.

4.

5.

6.

,

-

-

:

(OR=5,9; 95% [2,69÷12,61]);

(OR=4,7; 95% [1,7÷12,7])

95% [2,1÷10,0]);

95% [1,4÷6,3]);

[2,4÷16,9)].

(OR=4,6;

(OR=3,0;

(OR=6,5; 95%

(OR=8,2; 95% [2,4÷28,2])

(OR=4,4; 95% [1,8÷10,4])

,

(100%),

(62,5%),

(70,8%),

(47%),

(100%).

,

(92,5%),

(65%),

(25%),

(15%)

(13,3%).

,

.

,

,

(42,5%),

(33,3%),

(24,2%).

,

,

,

.

,

.

.

1.

2.

3.

4.

(24,2%).

(33,3%)

(42,5%),

« - » ( , 2010),  
 « - » ( , 2010),  
 « - . -2011» ( - , 2011)  
 « » ( , 2012).

8 , 3 ,

154  
 , , ,  
 3 , , ,  
 , 12 9 . 42  
 118 105 .

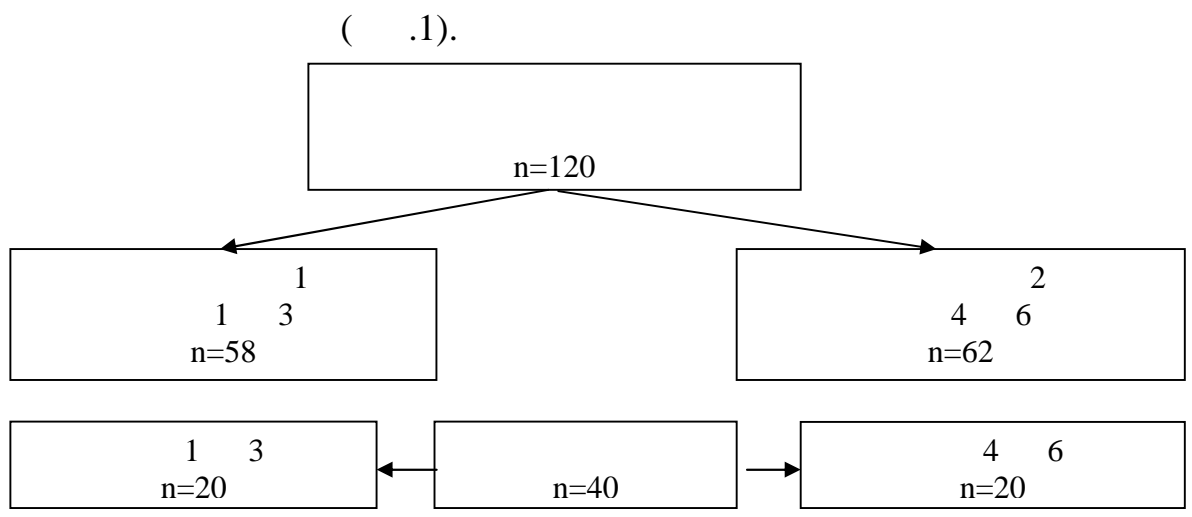
( - . . . , . . . ) .

2009 2015  
 - 160

9 ( - . . . ) .  
 120

. 2  
 : 1 3 - 58 (48%), 4 6 - 62 (52%).

, 2011),  
 ,  
 ( / ) < -2,0 SDS ( :  
 :  
 TORCH-  
 -  
 ( I , ), ,  
 ( , ).  
 40 1 6 ,  
 -  
 -2,0 SDS < > +2,0 SDS.  
 2 : 1 3 - 20  
 , 4 6 - 20 .



. 1.



( , .112/ ),

( . . , . . , . . , 2005).  
(2011).

( . . . , 2016).

( 20% )

IgA

IgE

IgE

«Olympus

GIF P30»

( - . .).

. ,

, ,

.

“ - ” ( - . . . ,

. . ).

Leica EM UC6,

Morgagni 268.

«Olympus CF

i10»

.

,

.

-

-

« - ».

«Statistica, 6.0».

.

$p < 0,05$ .

,

-

(gamma association).

(OR)

(95% ).

Excel,

icrosoft office,

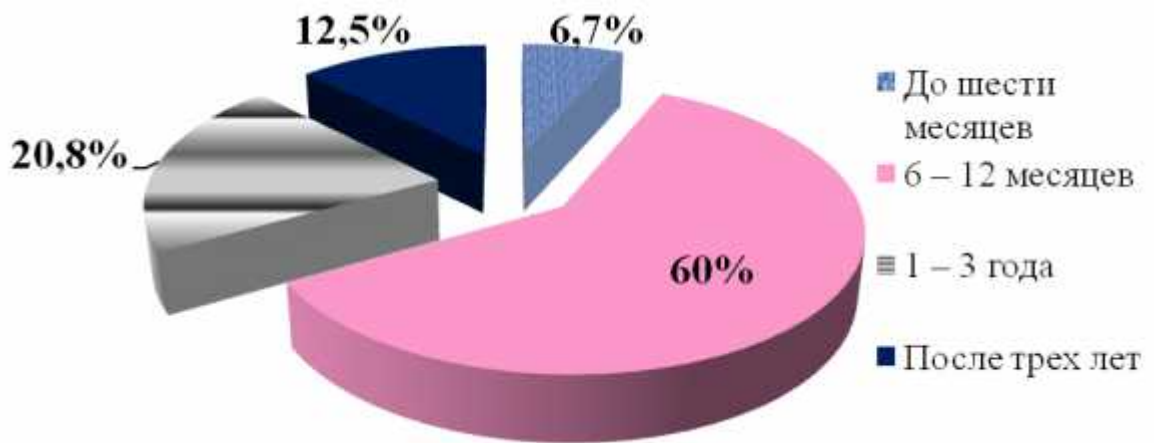
(74,1%)

(59,2%)

(20,8%)

(60%),

– 20,8% ( . 2).



2 –

( .1).

1 -

	<b>OR</b>	<b>95%</b>
	5,9	[2,69÷12,61]
	3,68	[1,6÷8,4]
	4,7	[1,7÷12,7]
	4,6	[2,1÷10,0]
	3,6	[1,5÷8,8]
	8,2	[2,4÷28,1]
6	3,0	[1,4÷6,3]
	6,5	[2,4÷16,9]
	3,9	[1,4÷10,7]
	4,4	[1,8÷10,4]
	8,2	[2,4÷28,2]

,

,

,

,

.

15% 36%;

(38,3%)

2 8 .

(2011),

&lt; -2,0 SDS,

,

.

70,8%

,

29,2% -

.

.

43,3%

(56,7%)

( =0,0011),

( =0,015)

( =0,04).

( =0,077),

1-3

( =0,013),

1-3

( =0,012).

(56,7%)

(26,7%)

( =0,11).

-

( =0,0000),

( =0,0000),

( =0,039),

( =0,037)

( =0,0004).

1-3

4-6

(40% 7,5%, =0,0015)

(52,5% 20%, =0,012).

4-6 ( =0,04),  
1-3 ( =0,042).  
(69%, =0,0285)

,  
,  
( =0,0024).  
( =0,0412)

(G=0,93; p=0,000),

(G=0,56; p=0,000003).

(82,5%, <0,009)

(77,5%, <0,000),

( <0,000).

( =0,000).

( =0,0009)

( =0,048),

9 .

( =0,0024, =0,0005).

1-3

4-6 ,

( =0,041).

( =0,047)

( =0,0000),

( =0,0071),

54,2%  
17,5%, =0,0388),

48,3%  
, =0,0195)

( 12,5%

(G=0,46; =0,00017),

(G=0,46; =0,0006).

IgA

62,5%

( =0,019).

sIgA

34,2%

sIgA

(28,3%),

( . 2).

IgA

(G=0,93; <0,0001).

2 -

(.,%)

sIgA	n=120				n=40				2:6	4:8
	1-3, n=58		4-6, n=62		1-3, n=20		4-6, n=20			
	.	%	.	%	.	%	.	%		
	1	2	3	4	5	6	7	8		
(26-138 / )	17	29,3	28	45,1	16	80	17	85	<b>0,019</b>	0,15
(0-26 / )	26	44,8	15	24,2	1	5	0	0	<b>0,01</b>	<b>0,03</b>
(>138 / )	15	25,9	19	30,6	3	15	3	15	0,55	0,39

sIgA

9,75%

Candida ( $<0,05$ ).

17,6%

Klebsiella

IgA

( $=0,013$ )

( $<0,0002$ ).

46,6%

30,6%

( $G=0,399$ ;  $=0,0011$ ),

( $G=0,41$ ;  $=0,023$ ).



IgE  
 ( =0,0028).  
 IgE  
 IgA (r=0,73; =0,00007),  
 IgE  
 (G=0,6; p=0,0000).  
 (55,8%), IgE  
 (26,7%) (22,5%).  
 ( <0,05).  
 (G=0,71;  
 p=0,0000),  
 « » IgE (G=0,53;  
 p=0,00012).  
 -  
 .  
 - ( <0,05).  
 .  
 , (G=0,18; p=0,044)  
 (G=0,3; p=0,00067),  
 ,  
 (G=-0,38; p=0,00005).  
 , ( <0,05).  
 ,

,  
( <0,05).

(68,3%),

15,1%

(100% ).

, 42,5%

( =0,032; =0,006).

( =0,006 =0,022).

(G=0,55;

=0,000002),

(G=0,75; p=0,000000)

(G=0,90; =0,000000)

(G=0,77;

=0,00000).

IgE (G=0,95; p=0,0000), (G=0,88; p=0,0000) (G=0,52; p=0,0000), (G=0,69; p=0,0000).

(92,5% , =0,0198), (65%), (57,5%, =0,0002) , (25%, =0,0009), (15%, =0,0142), (13%, =0,0244).

:

(G=0,90; p=0,00000) (G=0,81; p=0,00000) (G=0,68; p=0,00000).

: 95,8% , 4,2% - (40,8%) 59,2% , ( =0,0000).

(G=0,78;  
 p=0,00000), (G=0,81; p=0,00000),  
 : (G=0,95; p=0,00000)  
 (G=0,87; p=0,00000).

(33,3%) (42,5%),  
 (24,2%).

(78%), (82,4%),  
 (88,2%).

(100%),  
 (100%), (60,8%),  
 IgE (100%),  
 (100%), (90,2%).

(70%), (100%), (75%), (67,5%)  
 (7,5%) (2,5%)

(100%).

(82,8%). , (79,3%), (86,2%) , (89,7%) (100%), (100%).

,  
.  
.  
( , , )  
( , IgE, ).  
S

$$S1=( 1 \times I-1)+( 2 \times I-2)+\dots+( 13 \times I-13)+\text{Constant } (-0,8)$$

$$S2=( 1 \times II-1)+( 2 \times II-2)+\dots+( 13 \times II-13)+\text{Constant } (-2,2)$$

$$S3=( 1 \times III-1)+( 2 \times III-2)+\dots+( 13 \times III-13)+\text{Constant } (-9,6)$$

— , ; 1,2,... 13 ; -1, -2, ... -13

80 95%, 90-99%.

13

S

:

$$S1=(1 \times I-1)+(2 \times I-2)+\dots+(13 \times I-13)+\text{Constant} (-5,4)$$

$$S2=(1 \times II-1)+(2 \times II-2)+\dots+(13 \times II-13)+\text{Constant} (-10,2)$$

$$S3=(1 \times III-1)+(2 \times III-2)+\dots+(13 \times III-13)+\text{Constant} (-8,5)$$

; 1,2,... 13

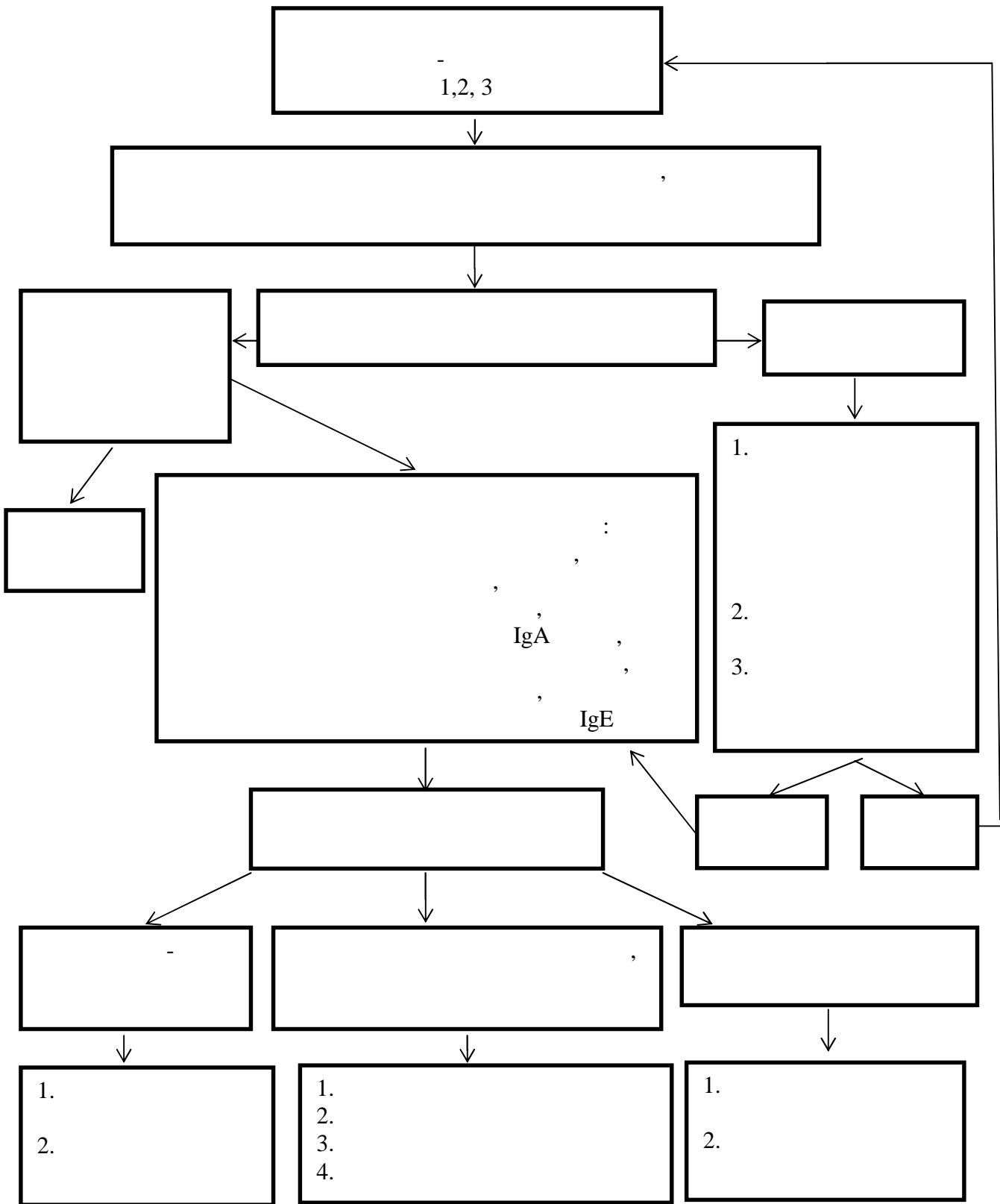
; -1, -2, ... -13

89,6-96%,

95-98,5%

( Microsoft Office Excel),

( .3).



1.

:  
(OR=5,9; 95% [2,69÷12,61]),

(OR=4,7; 95% [1,7÷12,7]),

(OR=3,0; 95% [1,4÷6,3]),

(OR=6,5; 95% [2,4÷16,9]),

(OR=8,2; 95% [2,4÷28,2]).

2.

3.

(36,7%),

(48,3%) ,

(62,5%),

(70,8%),

(46,6%),

(100%).

4.

(100%),

(42,5%),

(53,3%),

(100%).

(95,8%),

(4,2%),

(40,8%),

(59,2%).

5.



(33,3%),

(42,5%),

(24,2%).

6.

- .

.

1.

-

.

:

, ,

,

.

2.

.

3.

.

,

1. , . .

/ . . ,

. . //  
2010. - 3 (31). - .13-14.

. -

2. , . .

/ . . , . .

//

XIV

«

». - , 2010.

- . 169.

3. , . . . - / . . .  
 , . . . // XV « ». - ,

2011 .- .168.

4. , . . . / . . . , . . . // .-2012.- 24.- .54.

5. , . . . / . . . , . . .  
// .-2015.- 1 (124).- .98-102.

6. , . . . / . . . , . . . // .-2015.- 4

(31).- .77-81.

7. , . . . / . . . , . . . // .-2015.- 4 (127).- .73-79.

8. , . . . / . . . , . . . , . . . // : « », 2015.- .296-301.

-

14.01.08 -

24.05.2017 . .208.102.02

---

24.05.2017 . 60 84 1/16 . . . 1,0. 100 .  
. . . , 3. ,